




# HOW TO BOOK A DRONE LIGHT SHOW STEP BY STEP





## A guide to Booking a Drone Show with DroneSwarm

Booking a drone light show with DroneSwarm is a streamlined process designed to ensure a spectacular and safe event.


This guide will walk you through each step, from initial contact to the final show.

### Why use DroneSwarm?

Founded in 1999 we are the drone show division of MLE Pyrotechnics Limited - one of the world's leading firework display companies.

We were the first company to obtain ongoing swarm pyro permissions in the UK with the CAA. We design and manufacture our light show drones in Daventry - from firmware, PCB design through to 3D CAD.

We also offer laser light shows, outdoor lighting, large scale PA and award winning fireworks all from the same building.







# REACH OUT TO US

hello@droneswarm.co.uk  
01327 708 984

if you've not done so already - reach out to us via our website, phone, or email to express your interest in a drone light show.

We'll schedule a consultation to understand your event details including the date, location, audience size, and any ideas you have so far for the show. This is usually best done by phone call or a video meeting.







We'll evaluate the event location using various tools such as Google Earth. Our goal is to ensure there is sufficient space for the drones to fly safely and to identify any nearby areas that might require we us to make additional engagement - such as airfields or restricted flight zones.

As a general guideline, we require a minimum area of 200m x 120m (to be kept free of people during the flight). This space can include buildings, trees, or water, but it must have a clear ground area of at least 20m x 20m for drone takeoff and landing. The space requirement increases with the number of drones and the size of the animation in the sky.



# DESKTOP SITE SURVEY





# 3

## ENGAGE MENT & PERMISS IONS




### **Step 3: We'll obtain any permissions required from nearby airports and issue a NOTAM**

We hold permission from the UK CAA to conduct swarm shows 24/7. As part of this authorisation, we issue a NOTAM for each event to alert manned aircraft of the show taking place. If your show is outside of the UK we will seek to obtain permission (if we don't already have it to operate in your country). We require permission from the landowners of the land we take off from.

### **Can you fly near an airport?**

We have extensive experience operating within airport control zones, including flying from active runways and venues just hundreds of meters from international airports. We handle all necessary coordination and permissions with the airports to ensure a smooth and compliant operation.



**Creative Consultation:**  
Collaboration takes place with our design team via video call or at our studio in Daventry to discuss your vision, theme, and the specific elements you'd like included in the show.

# BRAIN- STORMING IDEAS







# SITE SURVEY & LIDAR SCAN


At the same time as ideas are flowing between you and us for the show design we'll send a team to your venue to perform a full site survey and LIDAR laser scan of the location.

## What is LIDAR?

We utilise the latest LIDAR laser scanning technology to create a 3D model of the venue, allowing us to design the best possible show for the given environment. This technology enables us to plan around trees and other obstacles, ensuring the show maximizes the available space and provides the best possible viewing experience for your audience.



Find out more  
by watching  
this video





# VISUALS FOR APPROVAL

# 6

We'll take the concepts developed during the brainstorming session or your design brief and create a series of visuals for your approval.

Each visual will be a 2D render of how the scene will look when created with drones. Usually we use the 3D model captured of the environment as the backdrop for these renders.



# 7 STORYBOARD FINALISED FOR ANIMATION

Once we've agreed on the concept for each scene, we'll finalise with you the sequence they'll appear in the final animation.

Then, our animation team dives into the intricate process of full animation. They craft the scenes in 3D space, considering the site layout, available airspace, and the overall flow or mood of the show. Even take off and landing is animated by our team.

If the show is synchronised with music, we'll integrate it into the design as the backdrop.

Between scenes, the drones will transition to new locations to display the next image. During these transitions we often incorporate flashing lights on the drones to keep the audience guessing what's coming next.

These dynamic shifts really enhance the entertainment value as the audience anticipates the upcoming scenes.





# PRE- DESIGNED SHOWS


# 8

Where the budget doesn't allow for a custom designed show we offer pre-designed animations.

There is scope to customise the end of our pre-designed wedding displays with initials.

Please get in touch to discuss further.






Once we've finalised the animation we'll test fly the show at our private airfield location.

It will then be ready for your event.

**PERFORM THE SHOW**





**DroneSwarm®**

**Buildings 14-16, Bentley Way, Daventry, NN11 8QH**

**01327 708 984 - [hello@droneswarm.co.uk](mailto:hello@droneswarm.co.uk)**

**[www.droneswarm.co.uk](http://www.droneswarm.co.uk)**